

SYRIUS®

Vízhűtéses plazmapisztolyok új sorozata

H-M120W 150A at 60%

H-M200W 200A at 60%

H-M250W 300A at 60%

M250BW 300A at 60%

● **Jobb teljesítmény**

● **Tisztább vágás**

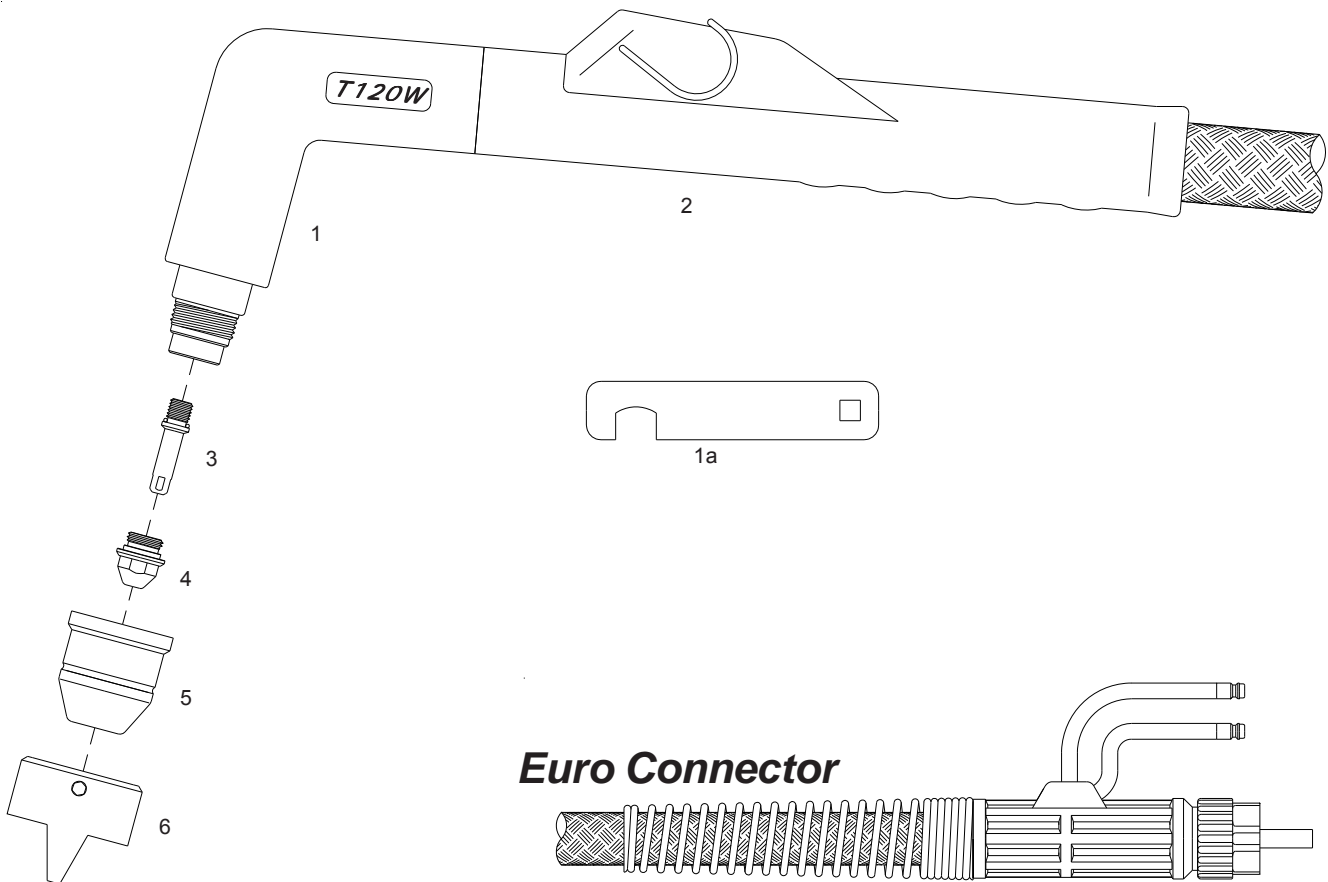
● **Gyorsabb munka**

H120W

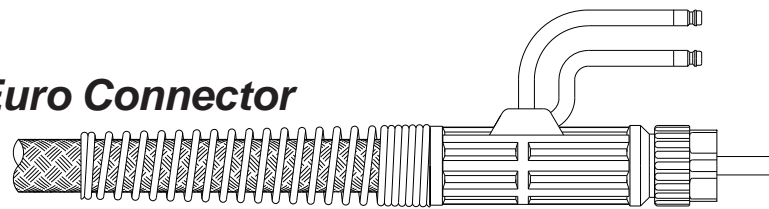
Technical Data H120W

Current :	150 Amps
Duty Cycle:	120 Amps - 100%
	150 Amps - 60%
Coolant flow:	0.4 gpm (1.50 lpm)
Coolant Pressure:	50 psi (3.5 bar)
Gas:	Air/N ₂
Gas Pressure:	60-65 psi (4.0-4.5 bar)
Gas Flow:	85 scfh (40 lpm)
Pilot :	Electrode to Tip
Ignition:	HF

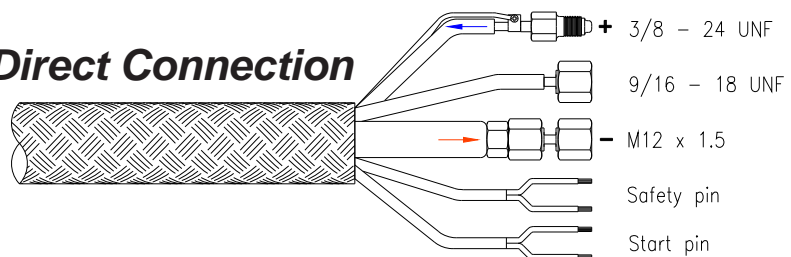
Water Cooling
120A at 100%



Euro Connector



Direct Connection



Monogas

Air or N₂

Monogas
Air or N₂

Replacement Parts H120W

Torch parts

Item#	Description	Code #
1	● H120W 80° Torch Head	07800
1a	● Wrench for tip and electrode	07800.57
2	● Handgrip complete with microswitch	04280/C
3	● Electrode, Air/N ₂ , w/O-Ring	52750/OR
4	Tip, Cutting, 30A	51269
	Tip, Cutting, 50A	51270
	Tip, Cutting, 80A	51271
	Tip, Cutting, 120A	51272
	● Tip, Cutting, 150A	51273
5	Shield Cup	80054
	● Shield Cup Fiberglass	60354
6	● Double pointed spacer	60374

Torches and Leads Euro Connector

H120W 80° Hand Torch, 6m (20 ft) Leads	07821
H120W 80° Hand Torch, 12m (40 ft) Leads	07831
H120W 80° Lead Assembly, 6m (20 ft) Length	07881
H120W 80° Lead Assembly, 12m (40 ft) Length	07886

Torches and Leads Direct connection

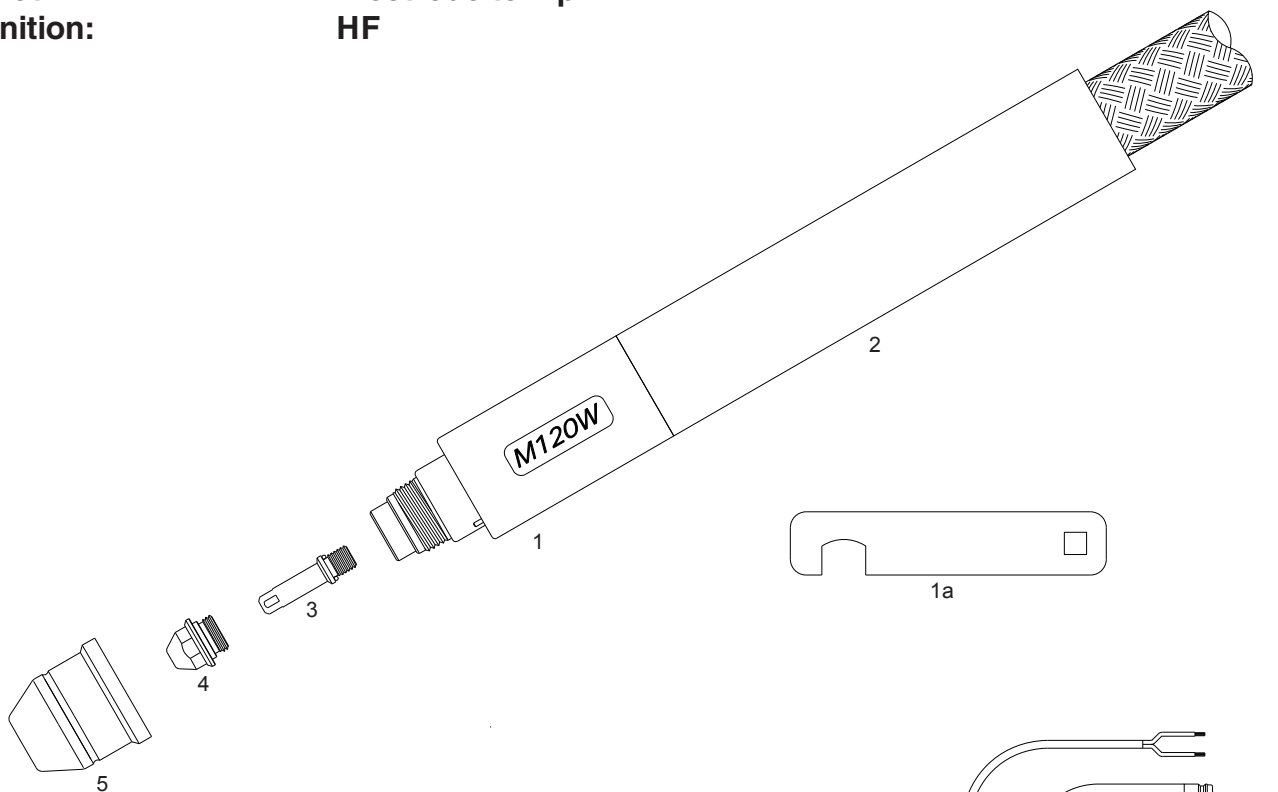
H120W 80° Hand Torch, 6m (20 ft) Leads	07820
H120W 80° Hand Torch, 12m (40 ft) Leads	07830
H120W 80° Lead Assembly, 6m (20 ft) Length	07880
H120W 80° Lead Assembly, 12m (40 ft) Length	07885

M120W

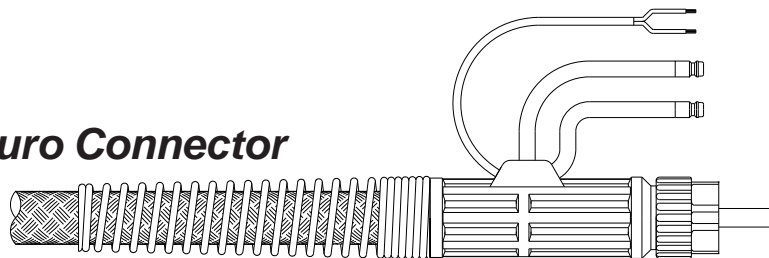
Replacement Parts *M120W*

Current :	150 Amps
Duty Cycle:	120 Amps - 100%
	150 Amps - 60%
Coolant flow:	0.4 gpm (1.50 lpm)
Coolant Pressure:	50 psi (3.5 bar)
Gas:	Air/N ₂
Gas Pressure:	60-65 psi (4.0-4.5 bar)
Gas Flow:	85 scfh (40 lpm)
Pilot :	Electrode to Tip
Ignition:	HF

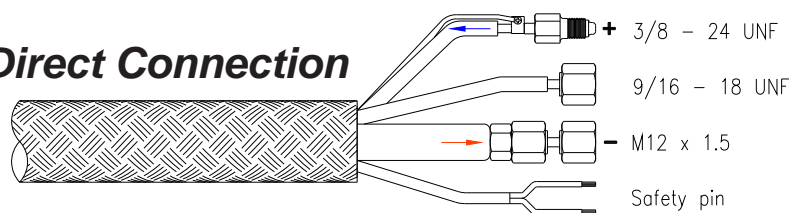
Water Cooling
120A at 100%



Euro Connector



Direct Connection



Monogas
Air or N₂

M120W

Monogas
Air or N₂

Replacement Parts *M120W*

Torch parts

Item#	Description	Code #
1	● M120W 180° Torch Head	07810
1a	● Wrench for tip and electrode	07800.57
2	● Support	07215
3	● Electrode, Air/N ₂ , w/O-Ring	52750/OR
4	Tip, Cutting, 30A	51269
	Tip, Cutting, 50A	51270
	Tip, Cutting, 80A	51271
	Tip, Cutting, 120A	51272
	● Tip, Cutting, 150A	51273
5	● Shield Cup	80054
	Shield Cup Fiberglass	60354

Torches and Leads Euro Connector

M120W 180° Machine Torch, 6m (20 ft) Leads	07841
M120W 180° Machine Torch, 12m (40 ft) Leads	07851
M120W 180° Lead Assembly, 6m (20 ft) Length	07891
M120W 180° Lead Assembly, 12m (40 ft) Length	07896

Torches and Leads Direct connection

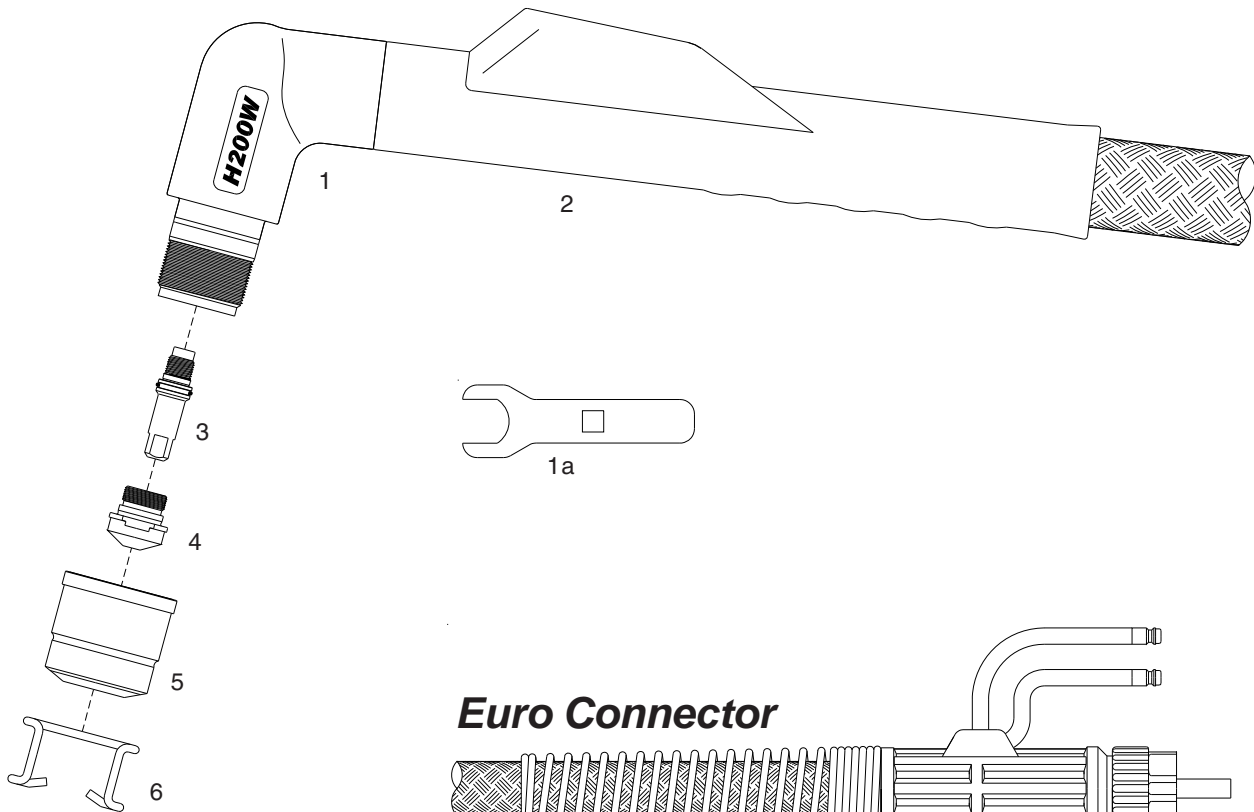
M120W 180° Machine Torch, 6m (20 ft) Leads	07840
M120W 180° Machine Torch, 12m (40 ft) Leads	07850
M120W 180° Lead Assembly, 6m (20 ft) Length	07890
M120W 180° Lead Assembly, 12m (40 ft) Length	07895

H200W

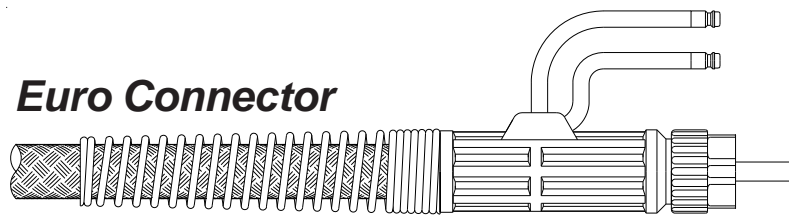
Technical Data H200W

Current :	200 Amps
Duty Cycle:	160 Amps - 100%
	200 Amps - 60%
Coolant flow:	0.5 gpm (1.90 lpm)
Coolant Pressure:	50 psi (3.5 bar)
Gas:	Air/N ₂
Gas Pressure:	70-80 psi (4.8-5.0 bar)
Gas Flow:	150 scfh (70 lpm)
Pilot :	Electrode to Tip
Ignition:	HF

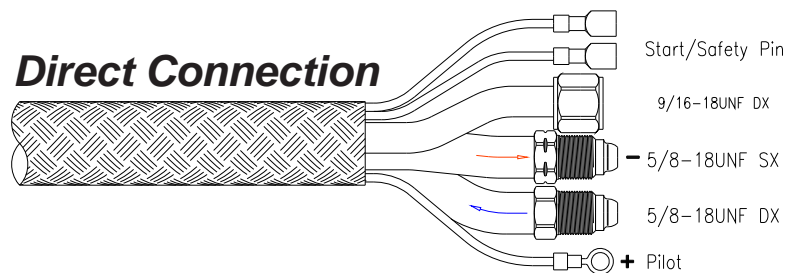
Water Cooling
150A at 100%



Euro Connector



Direct Connection



Monogas
Air or N₂

Monogas
Air or N₂

Replacement Parts H200W

Torch parts

Item#	Description	Code #
1	● H200W 80° Torch Head	01800
1a	● Wrench for tip and electrode	01800.61
2	● Handgrip complete with microswitch	04280/C
3	● Electrode, Air/N ₂	52542
4	Tip, Cutting, 50A	51071
	Tip, Cutting, 90A	51072
	Tip, Cutting, 120A	51073
	Tip, Cutting, 150A	51074
	● Tip, Cutting, 200A	51075
5	● Shield Cup	60327
6	● Spacer Spring	51910

Torches and Leads Euro Connector

H200W 80° Hand Torch, 6m (20 ft) Leads	01821/S
H200W 80° Hand Torch, 9m (30 ft) Leads	01826/S
H200W 80° Lead Assembly, 6m (20 ft) Length	01881/S
H200W 80° Lead Assembly, 9m (30 ft) Length	01886/S

Torches and Leads Direct connection

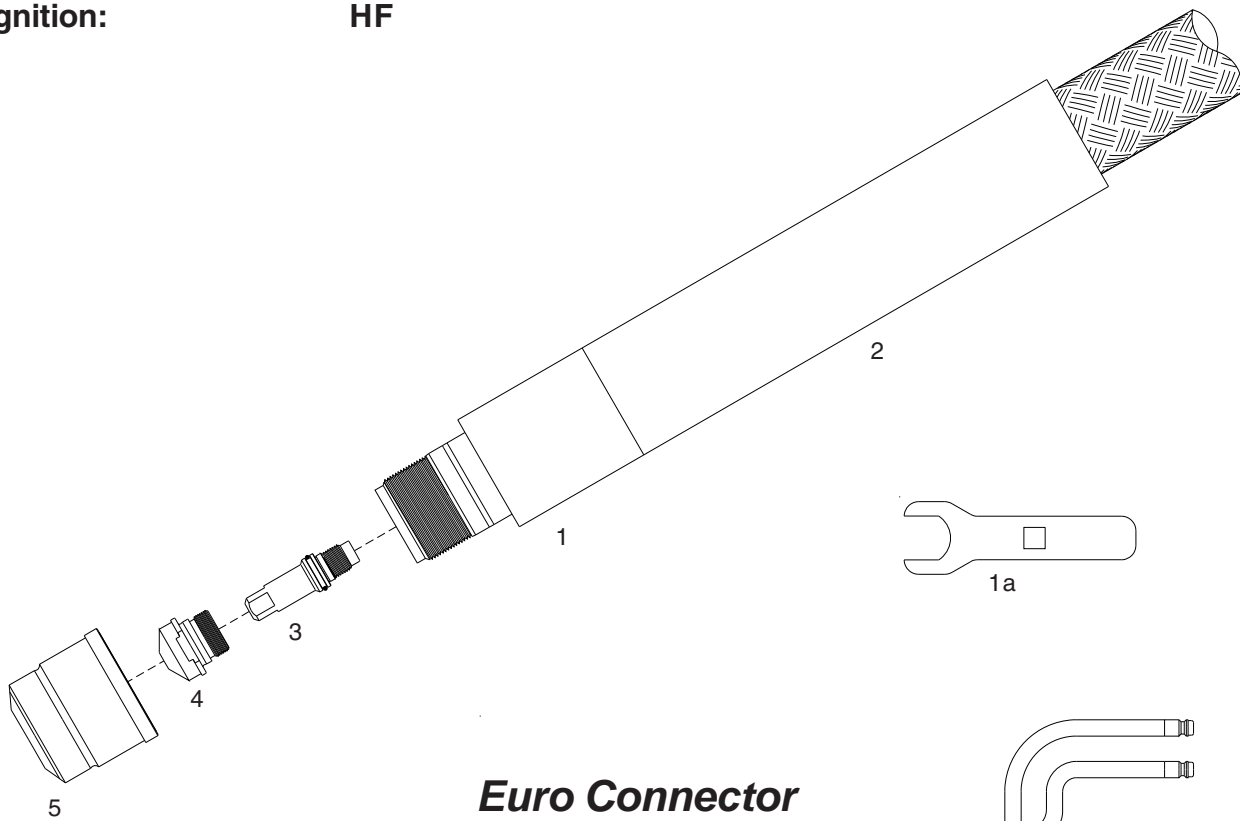
H200W 80° Hand Torch, 6m (20 ft) Leads	01820/S
H200W 80° Hand Torch, 9m (30 ft) Leads	01825/S
H200W 80° Lead Assembly, 6m (20 ft) Length	01880/S
H200W 80° Lead Assembly, 9m (30 ft) Length	01885/S

M200W

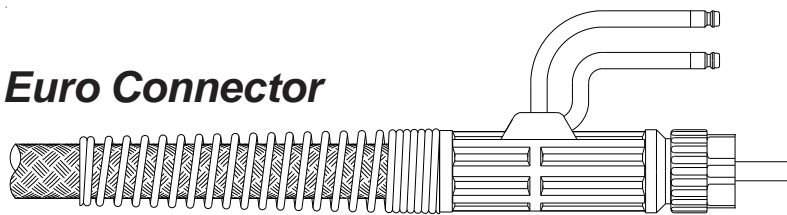
Technical Data M200W

Current :	200 Amps
Duty Cycle:	160 Amps - 100%
	200 Amps - 60%
Coolant flow:	0.5 gpm (1.90 lpm)
Coolant Pressure:	50 psi (3.5 bar)
Gas:	Air/N ₂
Gas Pressure:	70-80 psi (4.8-5.0 bar)
Gas Flow:	150 scfh (70 lpm)
Pilot :	Electrode to Tip
Ignition:	HF

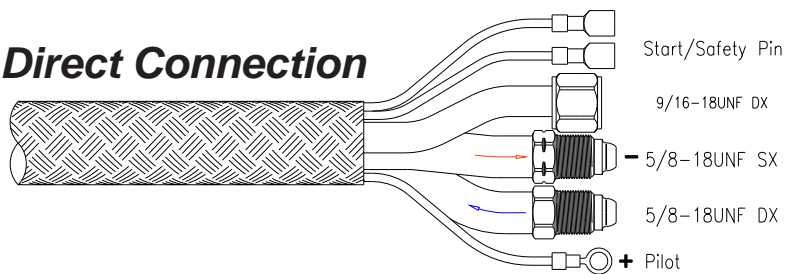
Water Cooling
150A at 100%



Euro Connector



Direct Connection



Monogas
Air or N₂

Monogas
Air or N₂

Replacement Parts M200W

Torch parts

Item#	Description	Code #
1	● M200W 180° Torch Head	01810
1a	● Wrench for tip and electrode	01800.61
2	● Support	01815
3	● Electrode, Air/N ₂	52542
4	Tip, Cutting, 50A	51071
	Tip, Cutting, 90A	51072
	Tip, Cutting, 120A	51073
	Tip, Cutting, 150A	51074
	● Tip, Cutting, 200A	51075
5	● Shield Cup	60327

Torches and Leads Euro Connector

M200W 180° Machine Torch, 6m (20 ft) Leads	01832/S
M200W 180° Machine Torch, 9m (30 ft) Leads	01836/S
M200W 180° Lead Assembly, 6m (20 ft) Length	01892/S
M200W 180° Lead Assembly, 9m (30 ft) Length	01896/S

Torches and Leads Direct connection

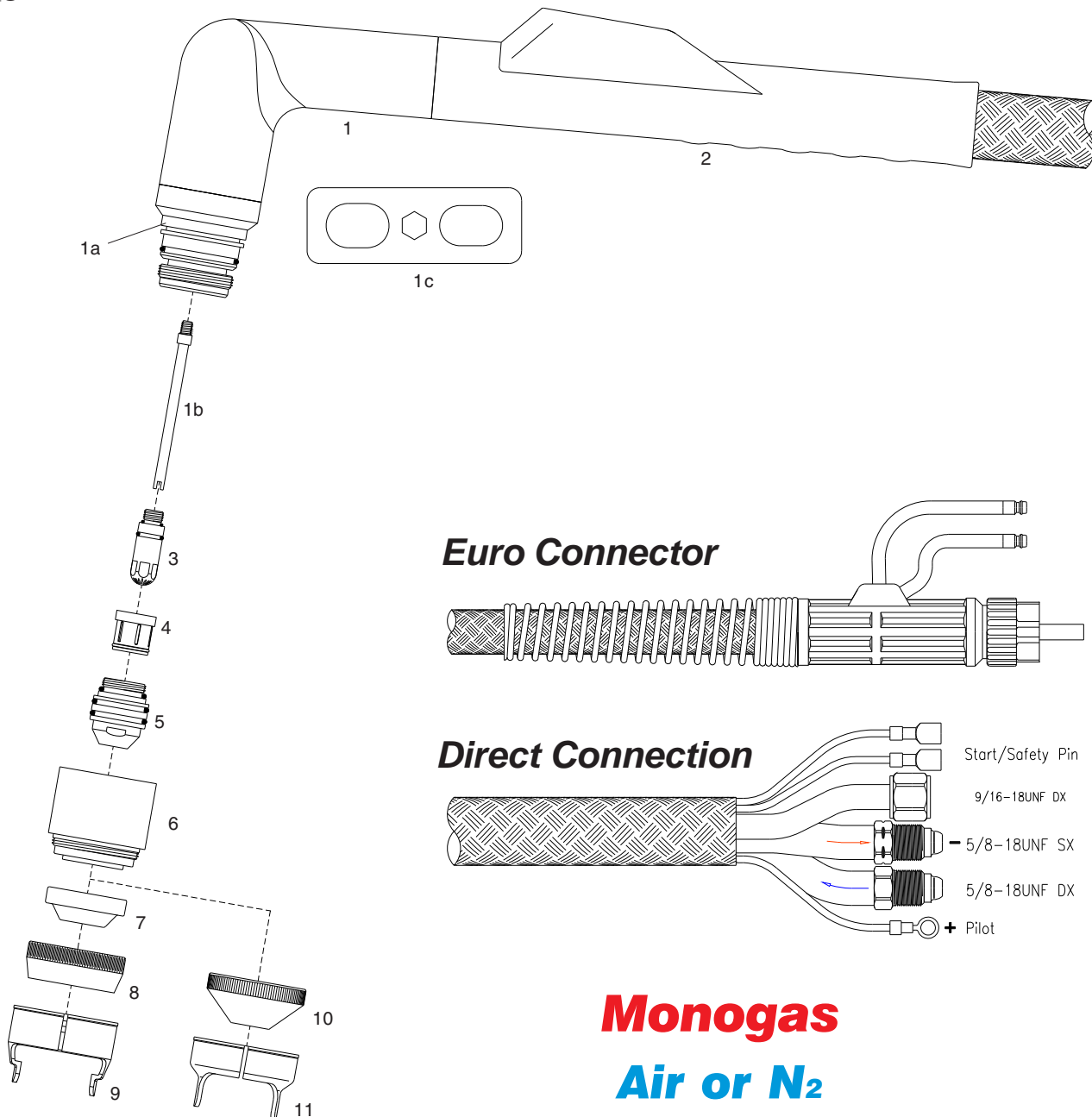
M200W 180° Machine Torch, 6m (20 ft) Leads	01830/S
M200W 180° Machine Torch, 9m (30 ft) Leads	01835/S
M200W 180° Lead Assembly, 6m (20 ft) Length	01890/S
M200W 180° Lead Assembly, 9m (30 ft) Length	01895/S

H250W

Technical Data H250W

Max Current :	300 Amps
Duty Cycle:	250 Amps - 100%
	300 Amps - 60%
Coolant flow:	0.5 gpm (1.90 lpm)
Coolant Pressure:	50 psi (3.5 bar)
Gas:	Air/N ₂
Gas Pressure:	70-80 psi (4.8-5.0 bar)
Gas Flow:	250 scfh (120 lpm)
Pilot :	Electrode to Tip
Ignition:	HF

Water Cooling
250A at 100%



Euro Connector

Direct Connection

Monogas
Air or N₂

Monogas
Air or N₂

Replacement Parts H250W

Torch parts

Item#	Description	Code #
1	● H250W 85° Torch Head	08200
1a	● O-Ring	60341.41
1b	● Cooling tube	08200.43
1c	● Wrench for tip and electrode	08200.54
2	● Handgrip complete with microswitch	07109E
3	Electrode, Air/N ₂ 50-150A (NEW)	52614L
	● Electrode, Air/N ₂ 50-300A	52614
4	● Gas Distributor 50-300A	60052
5	Tip, Cutting, 50A	51350
	Tip, Cutting, 100A	51351
	Tip, Cutting, 150A	51352
	Tip, Cutting, 225A	51353
	● Tip, Cutting, 300A	51354
6	● Shield Cup Body Fiberglass Long Life	60396S
	Shield Cup Body Fiberglass Maximum Life NEW	60398
7	● End Cup, Non-Conductive	80023
8	● Shield Cup, Retainer	51994
9	● Double pointed spacer	51996
10	End Cup, 50A	51990
	End Cup, 100-250A	51991
	End Cup, 300A	51992
11	Double pointed spacer	51995

Torches and Leads Euro Connector

H250W 85° Hand Torch, 7.5m (25 ft) Leads	08221
H250W 85° Hand Torch, 15m (50 ft) Leads	08226
H250W 85° Lead Assembly, 7.5m (25 ft) Length	08281
H250W 85° Lead Assembly, 15m (50 ft) Length	08286

Torches and Leads Direct connection

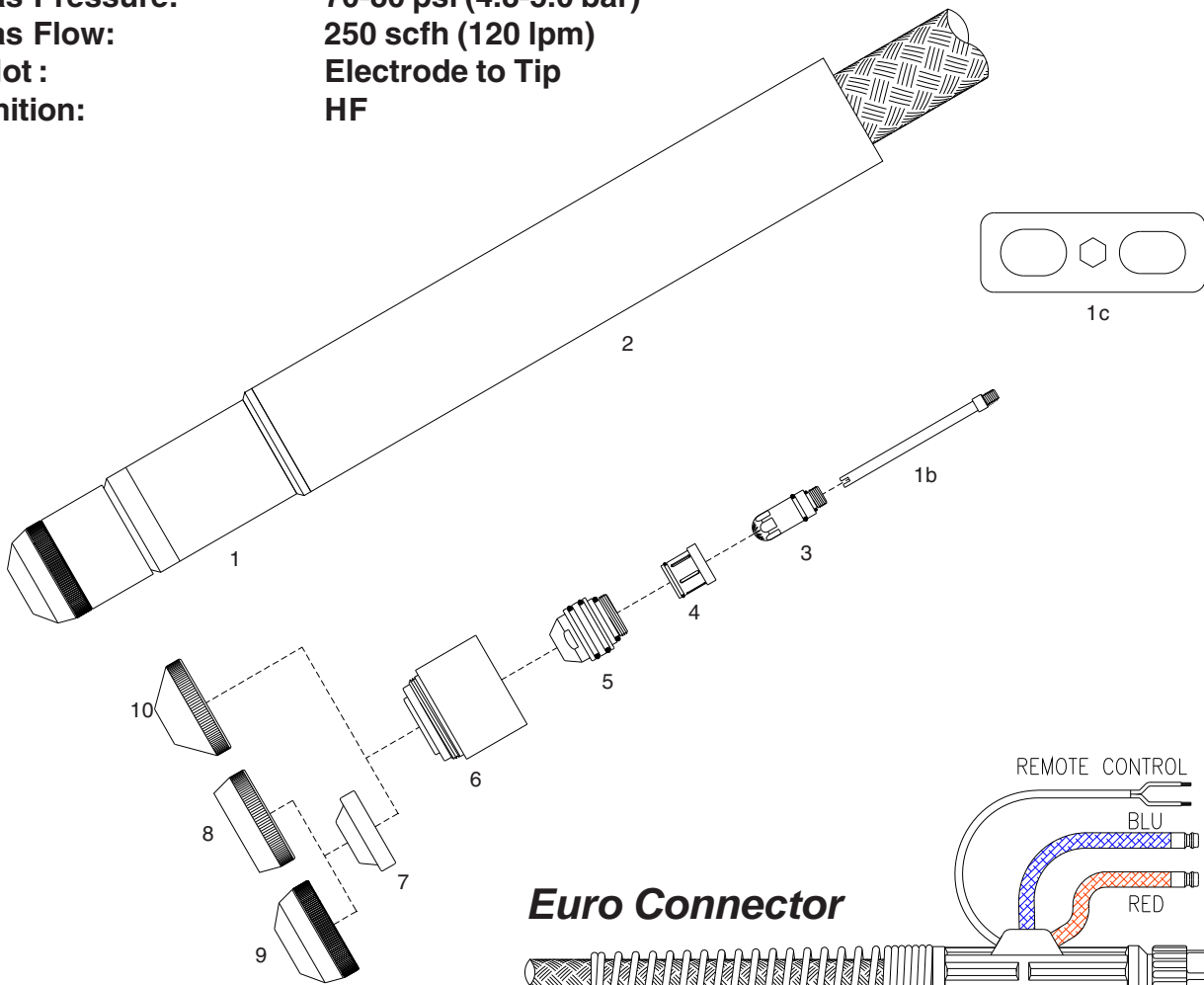
H250W 85° Hand Torch, 7.5m (25 ft) Leads	08220
H250W 85° Hand Torch, 15m (50 ft) Leads	08225
H250W 85° Lead Assembly, 7.5m (25 ft) Length	08280
H250W 85° Lead Assembly, 15m (50 ft) Length	08285

M250W

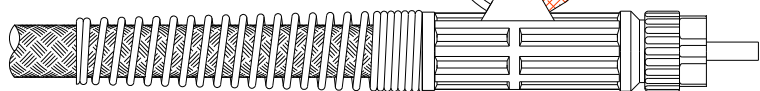
Technical Data M250W

Max Current :	300 Amps
Duty Cycle:	250 Amps - 100%
	300 Amps - 60%
Coolant flow:	0.5 gpm (1.90 lpm)
Coolant Pressure:	50 psi (3.5 bar)
Gas:	Air/N ₂
Gas Pressure:	70-80 psi (4.8-5.0 bar)
Gas Flow:	250 scfh (120 lpm)
Pilot :	Electrode to Tip
Ignition:	HF

Water Cooling
250A at 100%



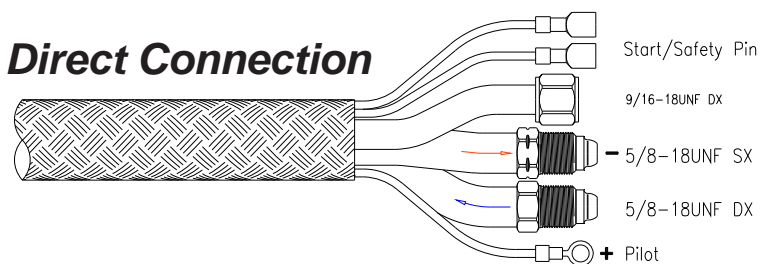
Euro Connector



Monogas

Air or N₂

Direct Connection



Monogas Air or N₂

Replacement Parts M250W

Torch parts

Item#	Description	Code #
1	● M250W 180° Torch Head	08210
ns	● O-Ring	60341.41
1b	● Cooling tube	08200.43
1c	● Wrench for tip and electrode	08200.54
2	● Support	08215
3	Electrode, Air/N ₂ 50-150A (NEW)	52614L
	● Electrode, Air/N ₂ 50-300A	52614
4	● Gas Distributor 50-300A	60052
5	Tip, Cutting, 50A	51350
	Tip, Cutting, 100A	51351
	Tip, Cutting, 150A	51352
	Tip, Cutting, 225A	51353
	● Tip, Cutting, 300A	51354
6	● Shield Cup Body Fiberglass Long Life	60396S
	Shield Cup Body Fiberglass Maximum Life NEW	60398
7	● End Cup, Non-Conductive	80023
8	Shield Cup, Retainer	51994
9	● Shield Cup, Retainer	51997
10	End Cup, 50A	51990
	End Cup, 100-250A	51991
	End Cup, 300A	51992

Torches and Leads Euro Connector

M250W 180° Machine Torch, 7.5m (25 ft) Leads	08231
M250W 180° Machine Torch, 15m (50 ft) Leads	08236
M250W 180° Lead Assembly, 7.5m (25 ft) Length	08291
M250W 180° Lead Assembly, 15m (50 ft) Length	08296

Torches and Leads Direct connection

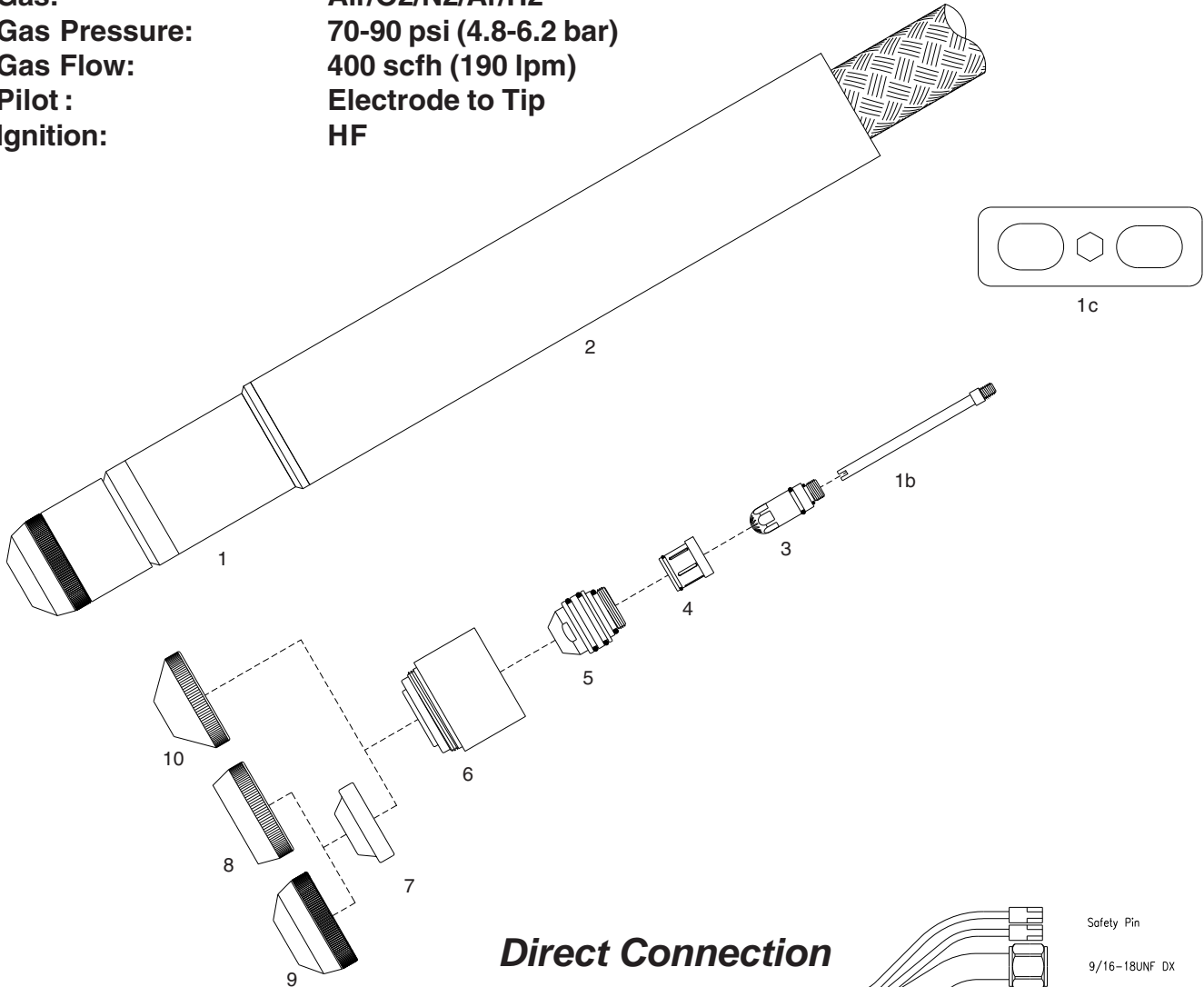
M250W 180° Machine Torch, 7.5m (25 ft) Leads	08230
M250W 180° Machine Torch, 15m (50 ft) Leads	08235
M250W 180° Lead Assembly, 7.5m (25 ft) Length	08290
M250W 180° Lead Assembly, 15m (50 ft) Length	08295

M250BW

Technical Data M250BW

Max Current :	300 Amps
Duty Cycle:	250 Amps - 100%
	300 Amps - 60%
Coolant flow:	0.5 gpm (1.90 lpm)
Coolant Pressure:	50 psi (3.5 bar)
Gas:	Air/O ₂ /N ₂ /Ar/H ₂
Gas Pressure:	70-90 psi (4.8-6.2 bar)
Gas Flow:	400 scfh (190 lpm)
Pilot :	Electrode to Tip
Ignition:	HF

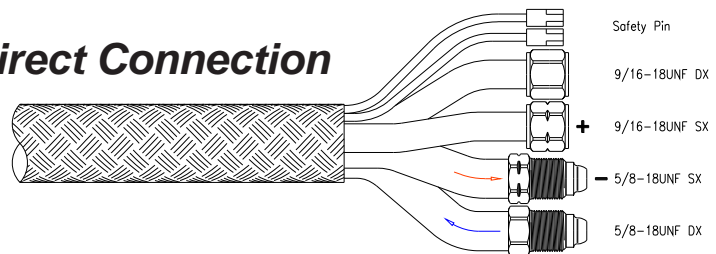
Water Cooling
250A at 100%



Dual Gas

- Air - Air**
- O₂ - Air**
- Ar - H₂**
- Ar+H₂ - N₂**
- N₂ - H₂O**

Direct Connection



Dual Gas

Air - Air
O₂ - Air
Ar - H₂
Ar+H₂ - N₂
N₂ - H₂O

Replacement Parts M250BW

Torch parts

Item#	Description	Code #
1	● M250BW 180° Torch Head	08310
ns	● O-Ring	60341.41
1b	● Cooling tube	08200.43
1c	● Wrench for tip and electrode	08200.54
2	● Support	08215
3	Electrode, Air/N ₂ 50-150A (NEW)	52614L
	● Electrode, Air/N ₂ 50-300A	52614
	Electrode, O ₂ 50-300A	52615
	Electrode, N ₂ 50-300A	52616
	Electrode, Ar/H ₂ 50-300A	52617
4	● Gas Distributor 50-300A	60052
5	Tip, Cutting, 50A	51350
	Tip, Cutting, 100A	51351
	Tip, Cutting, 150A	51352
	Tip, Cutting, 225A	51353
	● Tip, Cutting, 300A	51354
6	● Shield Cup Body Fiberglass Long Life	60396S
	Shield Cup Body Fiberglass Maximum Life NEW	60398
7	● End Cup, Non-Conductive	80023
8	Shield Cup, Retainer	51994
9	● Shield Cup, Retainer	51997
10	End Cup, 50A	51990
	End Cup, 100-250A	51991
	End Cup, 300A	51992

Torches and Leads Direct connection

M250BW 180° Machine Torch, 7.5m (25 ft) Leads	08330
M250BW 180° Machine Torch, 15m (50 ft) Leads	08335
M250BW 180° Lead Assembly, 7.5m (25 ft) Length	08390
M250BW 180° Lead Assembly, 15m (50 ft) Length	08395